

## 2108 NY Stock Unit



### CAB & CHASSIS

Spartan Metro Star MFD 10'' RR  
Cummins L9 380hp  
Allison 3000 EVS Transmission  
Advanced Climate Control  
Seating Capacity: 6  
176'' Wheelbase  
Stainless Steel Front Bumper

### PUMP & PLUMBING

Side Operators Control Panel  
Hale DSD 1500 gpm  
1000 Water/20 Foam  
6'' Left & Right Side Inlet  
(2) 1.75'' Crosslays  
Left & Right Auxiliary Inlets  
(1) 4'' Master Discharge  
(1) 2.5'' Rear Discharges  
(1) Deck Gun

### BODY

S-180 2108 Pumper Style Body  
Left Side Full Depth  
Right Side Half Depth Upper/Full Lower  
Aluminum Construction  
Flat Back Tailboard  
Roll-up Style Doors  
Internal Ladder Storage  
Whelen Emergency Lighting  
Whelen LED Scene Lighting

1015 Cranbury South River Road, South Brunswick, NJ 08831

**1-800-800-3959**

[www.campbellsupply.com](http://www.campbellsupply.com)

Campbell Supply



campbellsupply



@CampbellSupply





CHASSIS: SPARTAN METRO STAR MFD 10" RR  
 ENGINE: CUMMINS L9 380HP  
 TRANSMISSION: ALLISON 3000 EVS  
 AXLES: F 18,000 LB / R 24,000 LB  
 MODEL: 2108  
 WATER/FOAM: 1000 GALLONS / 20 GALLONS  
 PUMP: HALE DSD 1500 GPM  
 FOAM SYSTEM:  
 GENERATOR:

DOOR FRAMED OPENINGS	
COMPARTMENT	DOOR FRAMED OPENING
L1	44.25-W X 68.0-H
L2	68.0-W X 43.0-H
L3	44.25-W X 68.0-H
R1	44.25-W X 68.0-H
R2	68.0-W X 43.0-H
R3	44.25-W X 68.0-H
BI	36.0-W X 37.25-H

SPECIAL NOTES:

LADDER PACKAGE:

- (1) DUG-SAFETY 24 FT.-2 SEC.-900A
- (1) DUG-SAFETY 14 FT. ROOF-775A
- (1) DUG-SAFETY 10 FT. ATTYC-689A

STORAGE FOR:

- (2) 10' HARD SUCTION HOSES
- (2) STANDARD HOOR-PINE POLES

CUSTOMER:

THIS DRAWING IS A CLOSE APPROXIMATION OF YOUR FIRE EQUIPMENT. THE SPECIFICATIONS AND DIMENSIONS SHOWN IN THE WRITTEN SPECIFICATION SUPERSEDE THE SPECIFICATION SHOWN HEREIN. PLEASE WORK WITH YOUR DEALER TO ASSURE THAT THE WRITTEN SPECIFICATION REPRESENTS WHAT YOU WANT IN YOUR FINISHED PRODUCT. SPARTAN EMERGENCY RESPONSE BUILDS TO YOUR SPECIFICATIONS. THE DRAWING BUILDS TO YOUR SPECIFICATIONS UNLESS THE DRAWING BUILDS TO ASSURE THAT YOUR NEEDS ARE MET.

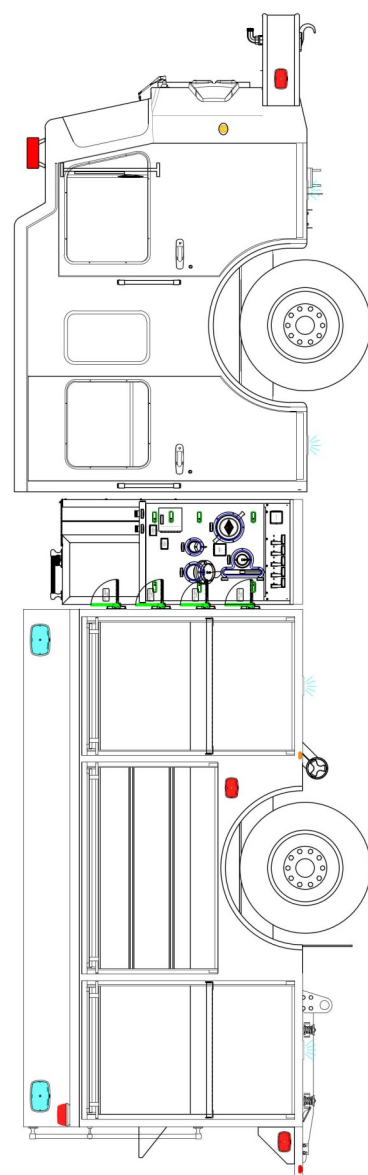
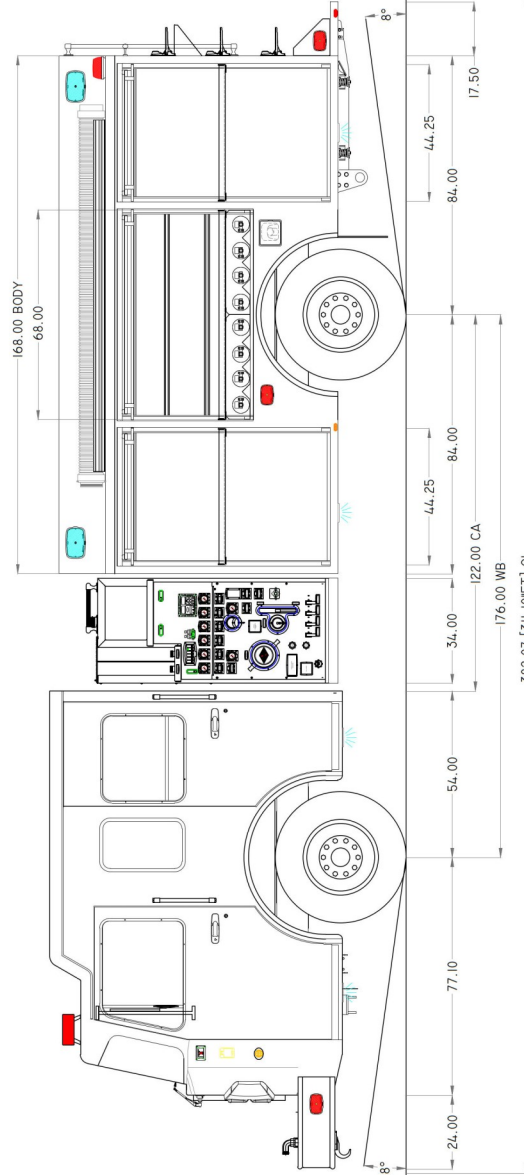
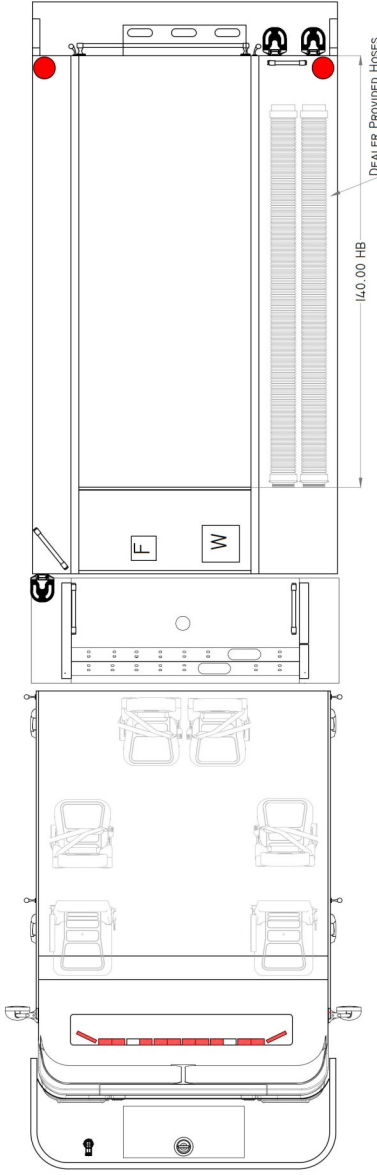
PROPRIETARY AND CONFIDENTIAL  
 THE INFORMATION CONTAINED HEREIN IS THE SOLE PROPERTY OF SPARTAN EMERGENCY RESPONSE. ANY REPRODUCTION IN PART OR AS A WHOLE WITHOUT THE WRITTEN PERMISSION OF SPARTAN EMERGENCY RESPONSE IS PROHIBITED. SPARTAN EMERGENCY RESPONSE.

REV	DATE	DESCRIPTION	NAME
2	05/02/22	ENGINEERING REVIEW	JM
1	01/31/22	UPDATE FROM -09	WC

CUSTOMER: SCALE: NOT TO SCALE

TRUCK NUMBER: DEALER:

MODEL 2108-10



COMPARTMENT	VOLUME (CUBIC FEET)
L1	53.8
L2	48.1
L3	50.8
R1	38.7
R2	27.3
R3	36.4
BI	32.0
HOSE BED AREA	86.2

