



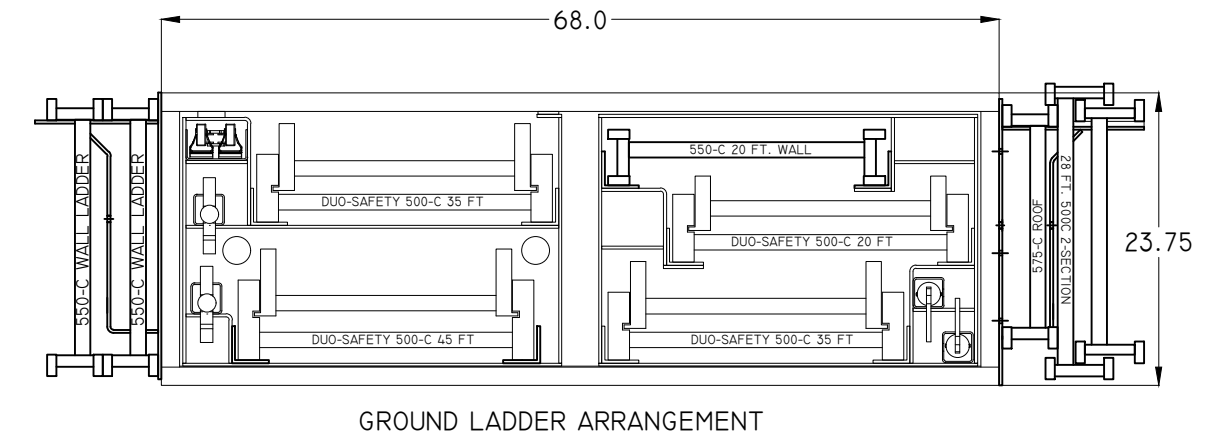
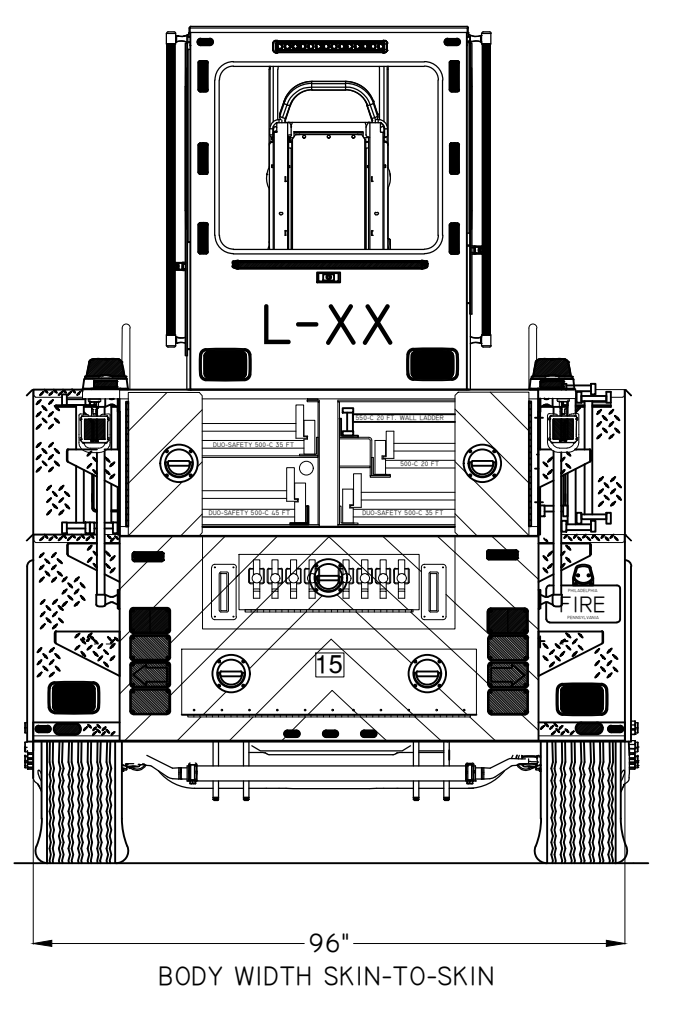
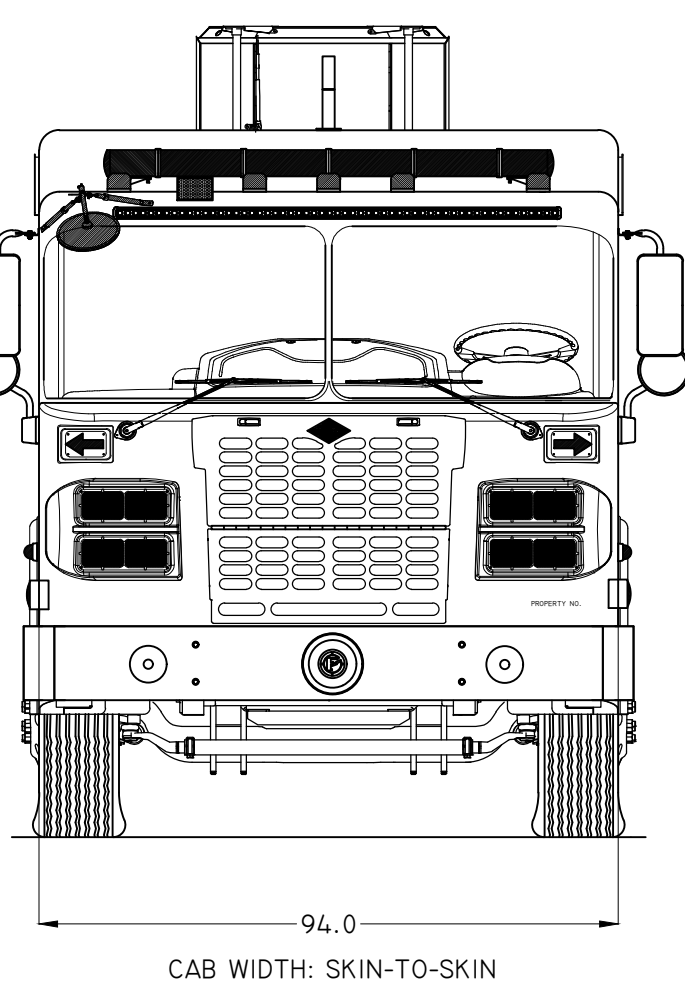
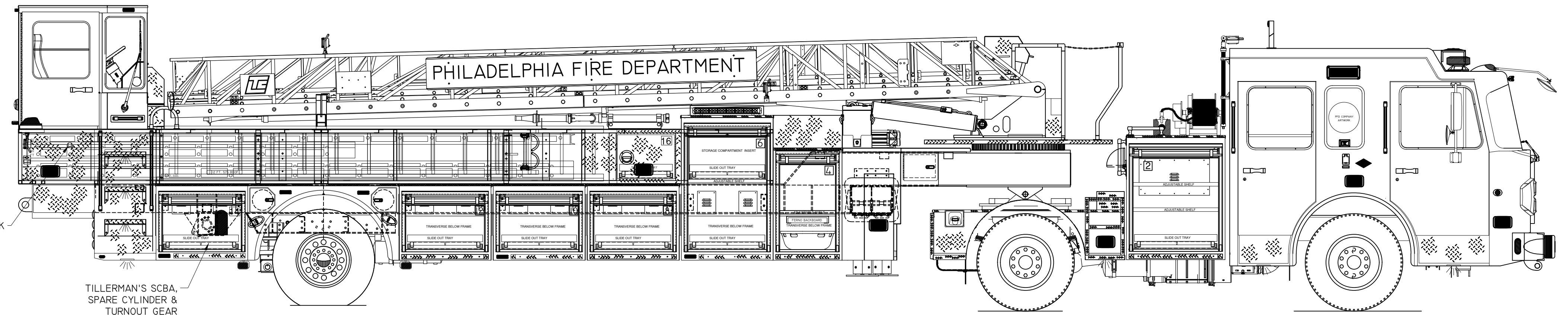
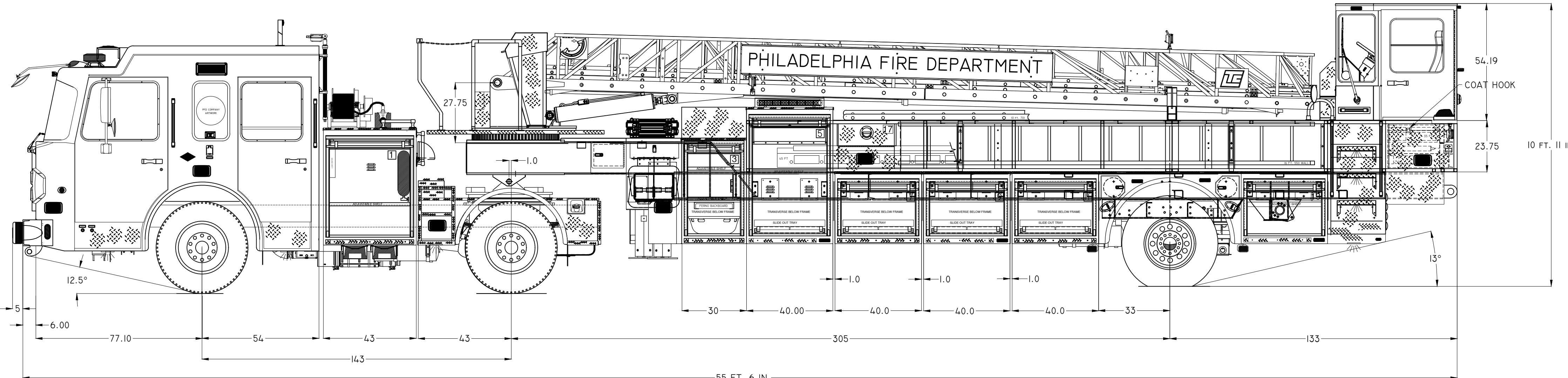
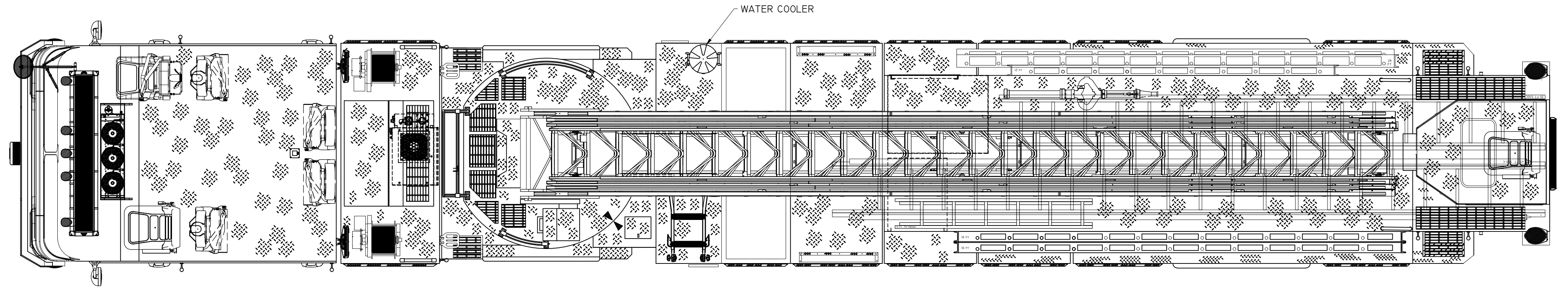
CHASSIS: SPARTAN METRO STAR X12 MFD 10RR  
 ENGINE: CUMMINS X12 500 HP  
 TRANSMISSION: ALLISON 4000 EVS  
 AXLES: 20,000LB. FRONT/ 27,000LB. REAR/ 21,500LB. TILLER  
 MODEL: QX-100 500 LB. TIP LOAD 4-SECTION AERIAL  
 GENERATOR: HARRISON 10.0 KW HYDRAULIC

GENERAL COMPARTMENT SIZES		
I.D.	OPENING	INTERIOR DIM'S.
1	37.50 W X 47.68 H	42.75 W X 55.75 H X 23.25D
2	37.50 W X 47.68 H	42.75 W X 55.75 H X 23.25D
3	25.50 W X 36.06 H	29.75 W X 44.00 H X 16.00 D UPPER TRANS. LOWER
4	25.50 W X 36.06 H	29.75 W X 44.00 H X 16.00 D UPPER TRANS. LOWER
5	35.50 W X 50.31 H	39.75 W X 58.00 H X 29.00 D UPPER TRANS. LOWER
6	35.50 W X 50.31 H	39.75 W X 58.00 H X 29.00 D UPPER TRANS. LOWER
7	35.50 W X 20.31 H	39.75 W X 28.25 H X 29.00 D UPPER TRANS. LOWER
8	35.50 W X 20.31 H	39.75 W X 28.25 H X 29.00 D UPPER TRANS. LOWER
9	35.50 W X 20.31 H	39.75 W X 28.25 H X 29.00 D UPPER TRANS. LOWER
10	35.50 W X 20.31 H	39.75 W X 28.25 H X 29.00 D UPPER TRANS. LOWER
11	35.50 W X 20.31 H	39.75 W X 28.25 H X 29.00 D UPPER TRANS. LOWER
12	35.50 W X 20.31 H	39.75 W X 28.25 H X 29.00 D UPPER TRANS. LOWER
13	35.50 W X 20.31 H	39.75 W X 28.25 H X 29.00 D
14	35.50 W X 20.31 H	39.75 W X 28.25 H X 29.00 D
15	40.00 W X 9.50 H	42.00 W X 9.50 H X 34.50 D

\* COMPARTMENT SPACES 16 AND 17 ARE TO BE AS LARGE AS THE AVAILABLE SPACE PERMITS. THE INSERT STORAGE SPACES IN COMPARTMENT 5 AND 6 ARE ALSO TO BE AS LARGE AS THE AVAILABLE SPACE PERMITS.

GROUND LADDER INVENTORY:  
 LEFT EXTERIOR:  
 TWO (2) DUO-SAFETY 16 FT. 550C WALL LADDERS  
 ONE (1) DUO-SAFETY 10 FT. 701A 2-SECTION ON TOP DECK  
 RIGHT EXTERIOR:  
 ONE (1) DUO-SAFETY 28 FT. 500C 2-SECTION  
 ONE (1) DUO-SAFETY 12 FT. 575C ROOF  
 INTERIOR:  
 ONE (1) DUO-SAFETY 45 FT. 2-SECT. 500C WITH STAY POLES  
 TWO (2) DUO-SAFETY 35 FT. 500C 2-SECTION  
 ONE (1) DUO-SAFETY 20 FT. 550C WALL  
 ONE (1) DUO-SAFETY 20 500C 2-SECTION  
 ONE (1) DUO-SAFETY 12 FT. 585A FOLDING  
 ONE (1) MODEL 17 LITTLE GIANT ON BODY DECK  
 FOUR (4) STORAGE TUBE FOR HOOKS IN LADDER BANK  
 EIGHT (8) STANDARD HEAD PIKE POLES IN COMPT. BELOW LADDER BANK

**CUSTOMER**  
 THIS DRAWING IS A CLOSE APPROXIMATION OF YOUR FIRE APPARATUS. IN ALL CASES WHERE THE DRAWING AND THE WRITTEN SPECIFICATION DIFFER, THE SPECIFICATION SHALL PREVAIL. PLEASE WORK WITH YOUR DEALER TO ASSURE THAT THE WRITTEN SPECIFICATION REPRESENTS WHAT YOU WANT IN YOUR FINISHED PRODUCT. SPARTAN EMERGENCY RESPONSE BUILDS TO THE WRITTEN SPECIFICATION, NOT THE DRAWING TO ASSURE THAT YOUR NEEDS ARE MET.



PROPRIETARY AND CONFIDENTIAL  
 THE INFORMATION CONTAINED IN THIS DRAWING IS THE SOLE PROPERTY OF SPARTAN EMERGENCY RESPONSE. ANY REPRODUCTION IN PART OR AS A WHOLE WITHOUT THE WRITTEN PERMISSION OF SPARTAN EMERGENCY RESPONSE IS PROHIBITED. SPARTAN MOTORS USA, INC. D/B/A SPARTAN EMERGENCY RESPONSE.

REV	DATE	DESCRIPTION	WB NAME
0	7/20/23	INITIAL PROPOSAL	WB

SCALE: NOT TO SCALE  
 2023  
**PHILADELPHIA FIRE DEPARTMENT**  
 PHILADELPHIA, PENNSYLVANIA

TRUCK NUMBER: 000000  
 DRAWING: 3-006-0185